



# Indivo

– Height adjustable  
kitchen system







## Flexible kitchens

*Whether a kitchen is new, or one you have enjoyed for years, it only takes a few minor changes to make it flexible and accessible for all. Pressalit Care offers elegant and practical solutions that simplify and facilitate the process.*

This brochure presents our products. In an Indivo kitchen, the height of all wall cupboards and worktops can be adjusted using special lifts, allowing both seated and standing users to work comfortably in the kitchen. The lifts suit most standard kitchen components, and can be used when installing a new kitchen or when retrofitting an existing kitchen for continued use.

We believe in functional and durable design with a focus on safety. Our philosophy is that reduced functional ability need not limit a person's life. All of our kitchen furnishings have a simple, elegant design based on this philosophy.

At Pressalit Care, we are dedicated to our designs and always available to provide guidance and advice.

## keep living

# Practical kitchen design

Our kitchen solutions have been developed with a focus on the needs of the user and helpers and family members. This ensures that everyone can participate on an equal basis and feel secure.



- The Indivo series encompasses three lift systems: electric and manual systems suitable for daily adjustment, and a bracket system suitable for occasional adjustment.
- Indivo systems can be fitted with worktops and wall cupboards from kitchen suppliers of your own choice.
- Wall cupboard lifts are discreetly positioned behind the cupboards, whether these are in their raised or lowered position.
- Whatever combination of tables and wall cupboards you wish to use, our safety systems provide the best possible security.
- For reasons of safety and aesthetics, we offer covers for water and electrical installations.



**Safety is an important factor in a flexible kitchen. Pressalit Care's Indivo safety systems prevent crushing injuries, and ensure all kitchen users are in a safe environment.**

” Flexibility is the key. It makes users self-reliant and allows them to prioritise the activities they wish to perform.



1 It can be difficult for people who are seated to reach the wall. It is therefore a good idea to install a power socket in the worktop edge.

2 We recommend that the worktop should be 650-700 mm deep to provide sufficient space for a wheelchair.

3 Sinks and hobs should be insulated underneath to prevent burns to thighs and knees.

4 Height-adjustable worktops should be fitted with safety bars to prevent crushing injuries.

# Indivo lifts

Being able to adjust the height of worktops and wall cupboards is a great help for most people. Pressalit Care's specially designed Indivo lifts make it easy to design height-adjustable kitchens for a variety of uses:

- Communal kitchens and training kitchens, in which several people with different capabilities have to work together comfortably at the same time.
- Kitchens in individual homes, where self-reliant users have to be able to work, with or without helpers.
- Kitchens in child care institutions, where both children and adults have to be able to manage equally well.

## Materials:

*Aluminium:* telescopic legs, cross braces, safety bars

*Steel:* brackets, wall-mounted lift motors, extension fittings

*ABS-plastic:* cable trays, switches, safety plates



Further information and kitchen design suggestions are available in our "Design guide", which can be downloaded or requested from [www.pressalitcare.com](http://www.pressalitcare.com)

1

Height-adjustable wall cupboards should be fitted with safety plates to prevent crushing injuries.

2

D-shaped handles are the easiest to use – especially for people with limited strength in their hands and arms.



## Contents

Flexible kitchens	02 - 03
Practical kitchen design	04 - 05
Indivo lifts	06 - 07
Electric lifts - for worktops	08 - 09
Manual lifts - for worktops	10 - 11
Brackets - for worktops	12 - 13
Electric lifts - for freestanding worktops	14 - 15
Manual lifts - for freestanding worktops	16 - 17
Accessories - for worktop lifts	18 - 19
Electric lifts - for wall cupboards	20 - 21
Accessories - for wall cupboard lifts	22 - 23
Safety systems	24 - 25
Installation	26
Fitting	27



**CE certification**  
Pressalit Care ensures that the products fulfil EU safety requirements.



**Three year warranty**  
Pressalit Care undertakes to remedy material and manufacturing defects for a period of three years from the invoicing date.

**3** Cupboard doors should not be more than 300 mm wide, as they otherwise take up too much space in the room. Hinges should only open 180°.

## Electric lifts - for worktops

An electric height-adjustable kitchen worktop is ideal in all situations where various users – both seated and standing – use the same kitchen. This is equally true in private homes as well as larger centres with common kitchen facilities such as group homes and care centres.


- Lift heights are adjusted via switches in the front edge.
- Operating switches can be placed wherever you want in the front edge.
- The switches are colour-coded – aluminium to operate worktops, and red to operate wall cupboards.
- Electric worktop lifts can be adjusted in height over a range of 280 mm.



- 1 Switches for adjusting the heights of wall cupboards and worktops can be set into the worktop's front edge.



- 2 An optional hand-held control may be purchased as an alternative or supplement to the edge switches.



- 3 Electric height-adjustable kitchen worktops should be fitted with a safety bar to prevent crushing injuries.



### Useful information

The front edge of the worktop should be as narrow as possible, but must be at least 70 mm to permit installation of height adjustment switches.

Sinks and hobs should be insulated underneath to prevent burns to thighs and knees.

Lifts are available for worktops of any length, up to a maximum of 3000 mm.

A flexible feed/waste system must be ordered for worktops containing sinks.

**Maximum load** (evenly distributed): 100 kg, including worktop.



**RK1010**

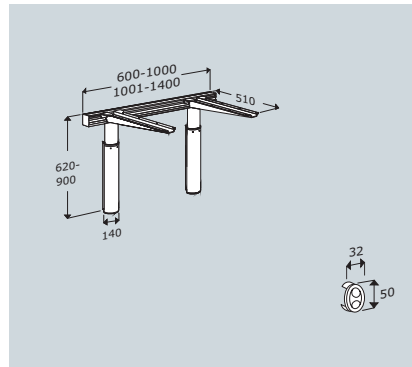
**Electric lift for worktop, 600 - 1000 mm.**

Height-adjustable 280 mm.  
Including 2 telescopic legs, 2 brackets, cross brace and switch.

**RK1011**

**Electric lift for worktop, 1001 - 1400 mm.**

Height-adjustable 280 mm.  
Including 2 telescopic legs, 2 brackets, cross brace and switch.

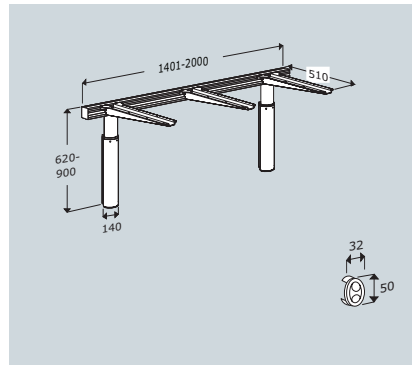


**RK1010**

**RK1012**

**Electric lift for worktop, 1401 - 2000 mm.**

Height-adjustable 280 mm.  
Including 2 telescopic legs, 3 brackets, cross brace and switch.

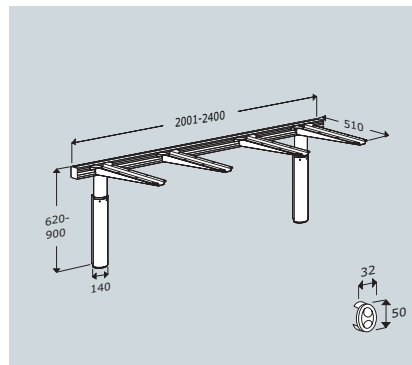


**RK1012**

**RK1013**

**Electric lift for worktop, 2001 - 2400 mm.**

Height-adjustable 280 mm.  
Including 2 telescopic legs, 4 brackets, cross brace and switch.

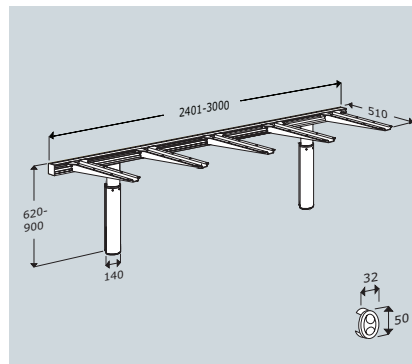


**RK1013**

**RK1014**

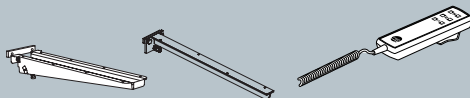
**Electric lift for worktop, 2401 - 3000 mm.**

Height-adjustable 280 mm.  
Including 2 telescopic legs, 5 brackets, cross brace and switch.



**RK1014**

## Accessories



**RK1040**

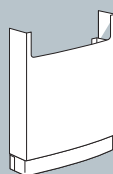
Bracket

**RK1048**

Narrow bracket

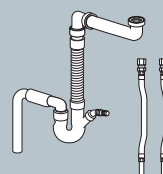
**RK1045**

Hand-held control



**RK1043**

Installation cover



**RK9061 / RK9071 (for UK)\***

Flexible feed/waste system

**RK1042** Stabilising foot  
**RK1044** Bracket for fitting edge  
**RK1050** Cable tray

There is more information about accessories on pages 18-19.

### Safety

There is more information about safety systems on pages 24-25.

### Installation

See pages 26-27.

## Manual lifts - for worktops

Kitchen worktops which can be adjusted in height using a crank handle are the budget solution for kitchens catering to both seated and standing users. These are most commonly used in kitchens which do not require frequent, daily adjustment.

- Manual lifts are adjusted in height using a crank handle.
- They can be used with worktops, with or without an edge.
- The crank handle socket can be positioned anywhere along the front edge, except under a sink or hob.
- Manual worktop lifts can be adjusted in height over a range of 300 mm.



- 1 For worktops with an edge, a cover plate protects the crank handle socket.



- 2 The longitudinal shafts can be covered using a cable tray.



- 3 The crank handle can be fastened under the worktop when not in use. This keeps the crank handle out of the way, and avoids it being misplaced.



### Useful information

If an edge is desired under the worktop, this should be as narrow as possible, but must be at least 100 mm to allow room for the crank handle.

A flexible feed/waste system must be ordered for worktops containing sinks.

Lifts are available for worktops of any length, up to a maximum of 3000 mm.

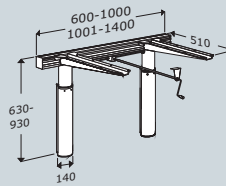
Sinks and hobs should be insulated underneath to prevent burns to thighs and knees.

**Maximum load** (evenly distributed): 100 kg, including worktop.

**RK1110**

**Manual lift for worktop, 600 - 1000 mm.**

Height-adjustable 300 mm.  
Including 2 telescopic legs, 2 brackets, cross brace and crank handle.

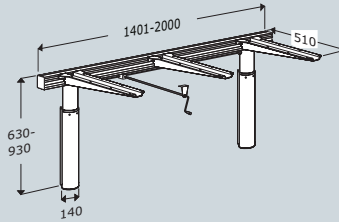


**RK1110**

**RK1111**

**Manual lift for worktop, 1001 - 1400 mm.**

Height-adjustable 300 mm.  
Including 2 telescopic legs, 2 brackets, cross brace and crank handle.

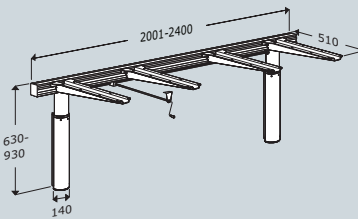


**RK1111**

**RK1112**

**Manual lift for worktop, 1401 - 2000 mm.**

Height-adjustable 300 mm.  
Including 2 telescopic legs, 3 brackets, cross brace and crank handle.

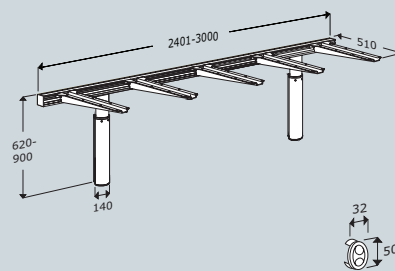


**RK1112**

**RK1113**

**Manual lift for worktop, 2001 - 2400 mm.**

Height-adjustable 300 mm.  
Including 2 telescopic legs, 4 brackets, cross brace and crank handle.



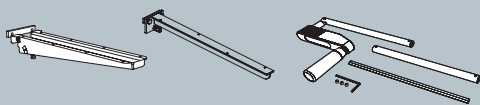
**RK1113**

**RK1114**

**Manual lift for worktop, 2401 - 3000 mm.**

Height-adjustable 300 mm.  
Including 2 telescopic legs, 5 brackets, cross brace and crank handle.

**Accessories**



**RK1040**

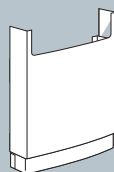
**Bracket**

**RK1048**

**Narrow bracket**

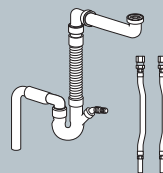
**RK1041**

**Collapsible crank handle**



**RK1043**

**Installation cover**



**RK9061 / RK9071 (for UK)\***

**Flexible feed/waste system**

**RK1042** Stabilising foot  
**RK1044** Bracket for fitting edge  
**RK1050** Cable tray

\*There is more information about accessories on pages 18-19.

**Safety**

There is more information about safety systems on pages 24-25.

**Installation**

See pages 26-27.

# Brackets

- for worktops

Brackets are the simple, budget solution for kitchens where it is only occasionally necessary to adjust the height of the worktop or adapt the kitchen layout to a given user.

- The height of the worktop is adjusted using a spanner.
- Height adjustment can be performed by one person alone when using the crank-operated raiser RK1145.
- Brackets for worktops can be adjusted in height over a range of 250 mm.

① The height is adjusted by loosening a nut on each bracket.



② The vertical section of the bracket is clearly marked with a height indicator, to ease adjustment.



## Useful information

A flexible feed/waste system must be ordered for worktops containing sinks.

The distance between two brackets must not exceed 800 mm.

Brackets are available for worktops of any length.

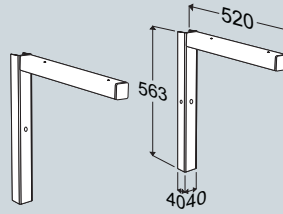
Sinks and hobs should be insulated underneath to prevent burns to thighs and knees.

**Maximum load** (evenly distributed):  
75 kg, including worktop.

**RK1100**

**Bracket for worktop  
600 - 1400 mm.**

Height-adjustable 250 mm.  
Including 2 wall fittings and 2 brackets.



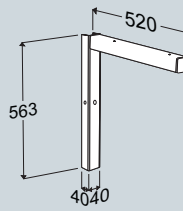
**RK1100**

**RK1101**

**Bracket for worktop.**

Worktops greater than 1400 mm in length  
require an extra bracket for every 800 mm.

Height-adjustable 250 mm.  
Including 1 wall fitting and 1 bracket

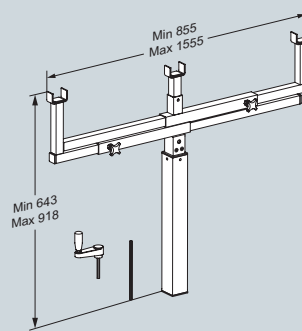


**RK1101**

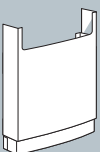
**RK1145**

**Crank-operated raiser for fitting with  
brackets for worktop RK1100/RK1101.**

Crank-operated raiser for fitting with brackets  
for worktop RK1100/RK1101. Lifts worktops up  
to 200 mm in length.

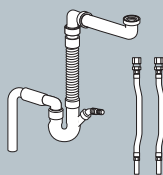


**Accessories**



**RK1043**

Installation cover



**RK9061 / RK9071 (for UK)\***

Flexible feed/waste system

There is more information about accessories  
on pages 18-19.

**Installation**  
See pages 26-27.

## Electric lifts

- for freestanding worktops

A freestanding electric Indivo solution is a flexible work or dining table, primarily intended for use in the kitchen. The height of the worktop can be quickly and easily adjusted to the given user or situation.

A freestanding worktop can also be used in rooms in which the walls are not strong enough to support the wall-mounted models.

- Lift heights are adjusted via switches set in the edge or directly under the worktop.
- Operating switches can be placed anywhere.
- The design of the legs and feet make the table stable and secure, and ensure the lift causes minimal inconvenience to wheelchair users.
- The design of the lift makes it possible to use the worktop from all sides.
- Electric lifts for freestanding worktops can be adjusted in height over a range of 300 mm.



- 1 A switch to adjust the height of the worktop can be set into the worktop edge.



- 2 For worktops without an edge, a switch may be mounted under the worktop.



- 3 Electric height-adjustable kitchen worktops should be fitted with a safety bar to prevent crushing injuries.



### Useful information

If an edge is fitted under the worktop, this should be as narrow as possible, but must be at least 70 mm to allow room for the height adjustment switches.

Lifts are available for worktops of any length, up to a maximum of 3000 mm, and in widths between 700-1000 mm.

For worktops without an edge, safety bars may be mounted directly under the worktop.

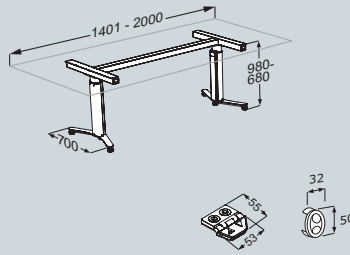
**Maximum load** (evenly distributed): 100 kg, including worktop.

**RK1081**

**Electric lift for freestanding worktop.  
For worktops from 1400 - 2000 mm.**

Height-adjustable 300 mm.  
Including 2 telescopic legs, longitudinal and cross braces and switch.

Pressalit Care recommends an overhang of 200 mm at both ends of the table to leave room for wheelchair users.



**RK1081**

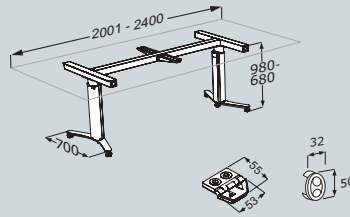


**RK1082**

**Electric lift for freestanding worktop.  
For worktops from 2001 - 2400 mm.**

Height-adjustable 300 mm.  
Including 2 telescopic legs, 2 brackets, longitudinal and cross braces and switch.

Pressalit Care recommends an overhang of 400 mm at both ends of the table to leave room for wheelchair users.



**RK1082**

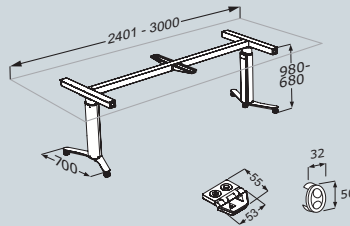


**RK1083**

**Electric lift for freestanding worktop.  
For worktops from 2401 - 3000 mm.**

Height-adjustable 300 mm.  
Including 2 telescopic legs, 2 brackets, longitudinal and cross braces and switch.

Pressalit Care recommends an overhang of 400 mm at both ends of the table to leave room for wheelchair users.



**RK1083**



**Accessories**



**RK1044**

**Bracket for fitting edge**

There is more information about accessories on pages 18-19.

**Safety**

There is more information about safety systems on pages 24-25.

## Manual lifts

- for freestanding worktops

A manual, freestanding Indivo solution is the budget choice when you need a work or dining table which can be adapted to the given user or situation.

A freestanding worktop can also be used in rooms in which the walls are not strong enough to support the wall-mounted models.

- Lifts are adjusted in height using a crank handle.
- Manual lifts may be used with worktops with or without an edge.
- The design of the legs and feet make the table stable and secure, and ensure the lift causes minimal inconvenience to wheelchair users.
- The crank handle socket can be positioned anywhere along the long sides of the worktop.
- Manual worktop lifts can be adjusted in height over a range of 300 mm.



- 1 For worktops with an edge, a cover plate protects the crank handle socket.



- 2 The crank handle can be fastened under the worktop when not in use. This keeps the crank handle out of the way, and avoids it being misplaced.



### Useful information

If an edge is fitted to the worktop, this should be as narrow as possible, but must be at least 100 mm to allow room for the crank handle.

Lifts are available for worktops of any length, up to a maximum of 3000 mm, and in widths between 700-1000 mm.

For worktops without an edge, a collapsible crank handle may be purchased.

**Maximum load** (evenly distributed): 100 kg, including worktop.

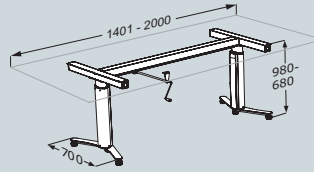


**RK1181**

**Manual lift for freestanding worktop.  
For worktops from 1400 - 2000 mm.**

Height-adjustable 300 mm.  
Including 2 telescopic legs, longitudinal and cross braces and crank handle.

Pressalit Care recommends an overhang of 200 mm at both ends of the table to leave room for wheelchair users.



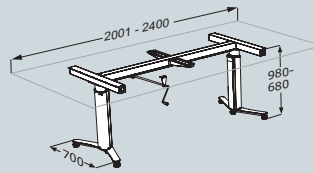
**RK1181**

**RK1182**

**Manual lift for freestanding worktop.  
For worktops from 2001 - 2400 mm.**

Height-adjustable 300 mm.  
Including 2 telescopic legs, 2 brackets, longitudinal and cross braces and crank handle.

Pressalit Care recommends an overhang of 400 mm at both ends of the table to leave room for wheelchair users.



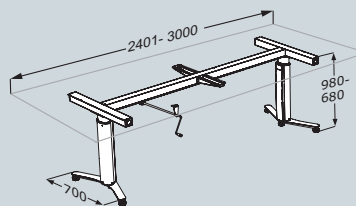
**RK1182**

**RK1183**

**Manual lift for freestanding worktop.  
For worktops from 2401 - 3000 mm.**

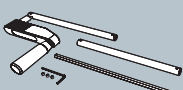
Height-adjustable 300 mm.  
Including 2 telescopic legs, 2 brackets, longitudinal and cross braces and crank handle.

Pressalit Care recommends an overhang of 400 mm at both ends of the table to leave room for wheelchair users.



**RK1183**

**Accessories**



**RK1041**

**Collapsible crank handle**



**RK1044**

**Bracket for fitting edge**

There is more information about accessories on pages 18-19.

**Safety**

There is more information about safety systems on pages 24-25.

# Accessories

- for worktop lifts

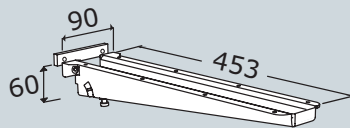
Indivo worktop lifts can be supplemented using our broad range of accessories, to improve safety, comfort and aesthetics in the kitchen.

**RK1040**


**Bracket for worktop.**

Extra bracket for reinforcing heavy worktops or worktops including sink or hob.

NB: May be used with wall-mounted electric and manual lifts.



**RK1040**

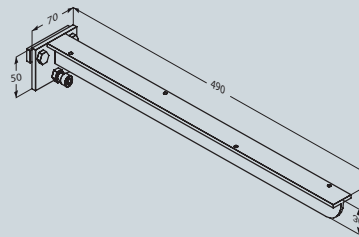


**RK1048**

**Narrow Bracket for worktop.**

Extra bracket for reinforcing heavy worktops or worktops including sink or hob.

NB: May be used with wall-mounted electric and manual lifts.



**RK1048**



**RK9061**

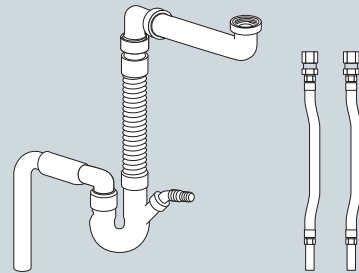
**Flexible feed/waste system.**

Feed pipes: 500 mm, incl. 3/8" connectors and 10 mm copper pipes.  
Waste pipe: 500 mm, Ø40 mm, incl. trap.  
VA approved.


**RK9071**

**Flexible feed/waste system, for the UK.**

Feed pipes: 500 mm, incl. 1/2" connectors.  
Waste pipe: 500 mm, Ø40 mm, incl. trap.



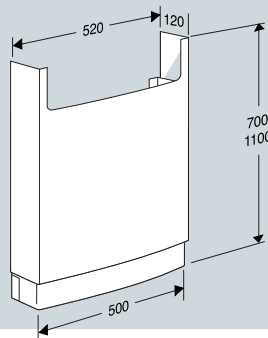
**RK9071**



**RK1043**

**Installation cover.**

Covers and protects flexible feed/waste system.



**RK1043**

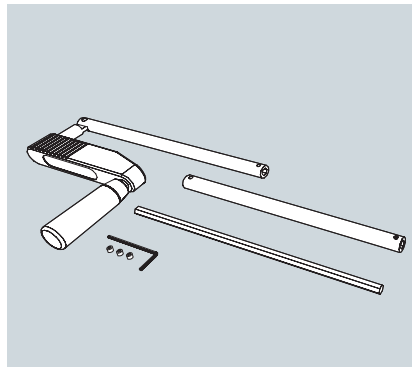


**RK1041**

**Collapsible crank handle.**

Crank handle for worktop without a front edge.

Can be folded away under worktop.  
Not visible below worktop.



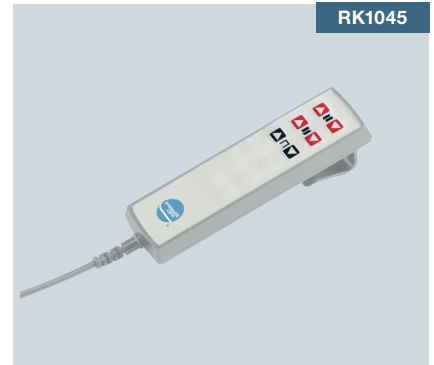
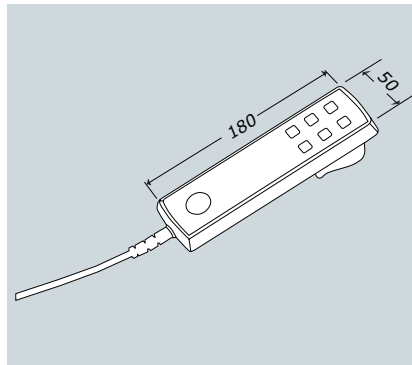
**RK1041**

**RK1045**

**Hand-held control for lifts for worktops/  
wall cupboards.**

Cable length: 1600 mm.

NB: Not suitable for freestanding worktops.



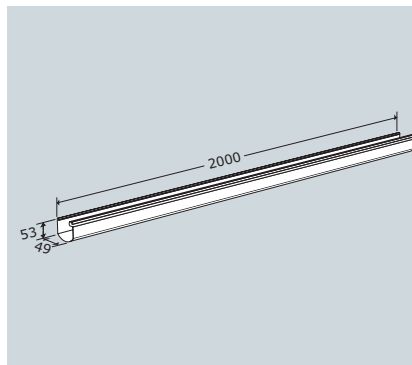
**RK1045**

**RK1050**

**Cable tray for wall-mounted worktop lift,  
2000 mm.**

Conceals and protects cables for electric lifts,  
and shafts for manual lifts.

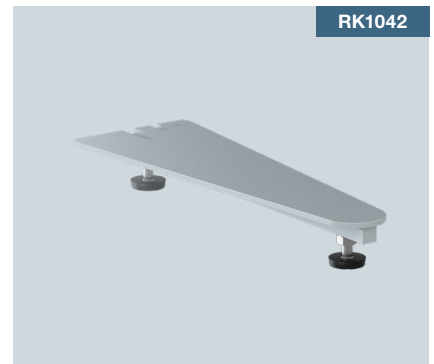
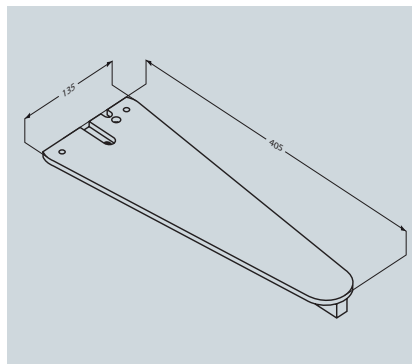
NB: Not suitable for freestanding worktops.



**RK1050**

**RK1042**

**Stabilising foot for wall-hung lift for  
worktop.**

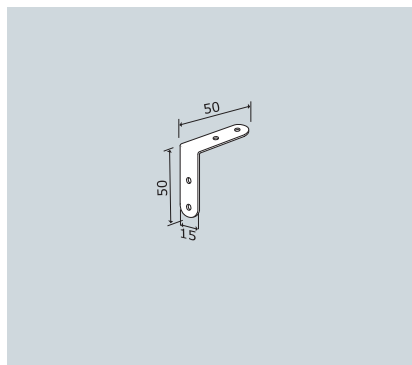


**RK1042**

**RK1044**

**Brackets for fitting edge, 4 pcs.**

The recommended number is 4 for each  
running metre.



**RK1044**

## Electric lifts

- for wall cupboards

Wall cupboards may be moved diagonally, that is both vertically and towards the user. This makes it easy for seated users and children to see and access covered contents.


Height-adjustable wall cupboards provide extra storage options in kitchens where cupboards cannot be installed under worktops out of consideration for seated users.

- Lift heights for wall cupboards are adjusted via switches in the front worktop edge.
- Operating switches can be placed wherever you want along the front edge.
- The switches are colour-coded – aluminium to operate worktops, and red to operate wall cupboards.
- The design of the lifts ensures that the lift motors are as discreet as possible, regardless of the cupboard position.
- When the wall cupboards are lowered 430 mm to their lowest position, they are also extended 180 mm towards the user.

- 1 A switch to adjust the height of the wall cupboard can be set into the worktop edge.



- 2 An optional hand-held control may be purchased as an alternative or supplement to the edge switches.



- 3 Electric height-adjustable wall cupboards should be fitted with a safety plate to prevent crushing injuries.



### Useful information

The lifts are compatible with wall cupboards with a height of 500-704 mm. Adapter kits are available for cupboards with heights outside this range. See pages 22-23.

For safety reasons, cooking hoods and wall cupboards above a cooking hob should not be adjustable in height.

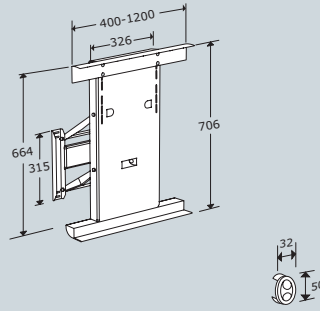
Lighting can be installed underneath the safety plates.

Lamps should not generate so much heat that they can damage the worktop when the wall cupboard is lowered. Wall cupboard lifts can support wall cupboard combinations with a total length of up to 2400 mm.

**Maximum load** (incl. cupboard):  
1 lift motor: 110 kg,  
2 lift motors: 220 kg.

**RK1020**

**Electric lift for wall cupboards, 400 - 1200 mm.**  
Diagonally adjustable 430/180 mm.  
Including 1 lift motor,  
2 cross braces and switch.

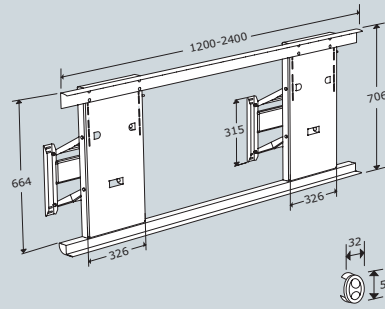


**RK1020**



**RK1021**

**Electric lift for wall cupboards, 1201 - 2400 mm.**  
Diagonally adjustable 430/180 mm.  
Including 2 lift motors,  
2 cross braces and switch.



**RK1021**



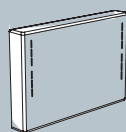
**Accessories**



**RK1045**  
Hand-held control



**RK1051**  
Cable tray for wall  
cupboard lifts



**RK1065**   **RK1066**  
Extension fitting for wall  
cupboard lifts

There is more information about accessories on pages 22-23.

**Safety**  
There is more information about safety systems on pages 24-25.

# Accessories

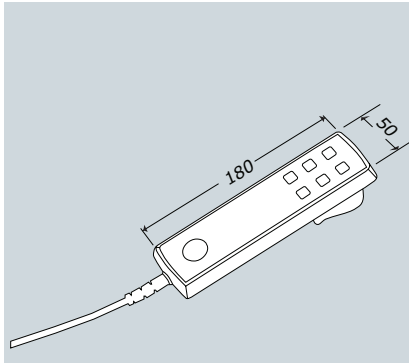
- for wall cupboard lifts

Accessories for Indivo wall cupboard lifts provide the flexibility to install cupboards with different heights. Accessories also allow aesthetic and safety factors in the kitchen to be optimised.


**RK1045**

**Hand-held control for lifts for worktops/  
wall cupboards.**

Cable length: 1600 mm.



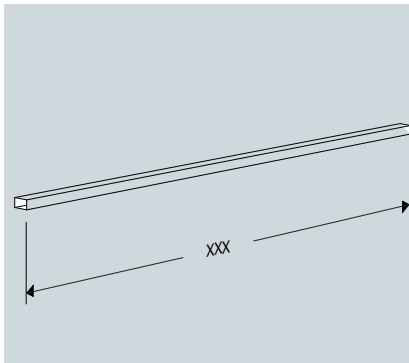
**RK1045**



**RK1051**

**Cable tray for wall cupboard lift, 2000 mm**

Conceals and protects cables for wall  
cupboard lifts.



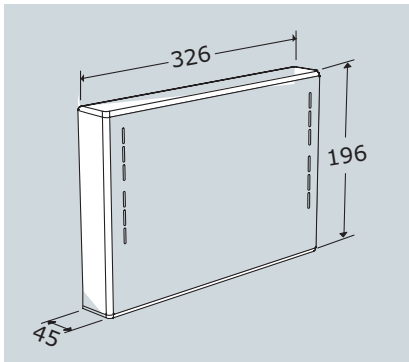
**RK1051**



**RK1065**

**Extension fitting for RK1020 lift, 1 pc.**

For installing cupboards higher than 704 mm.



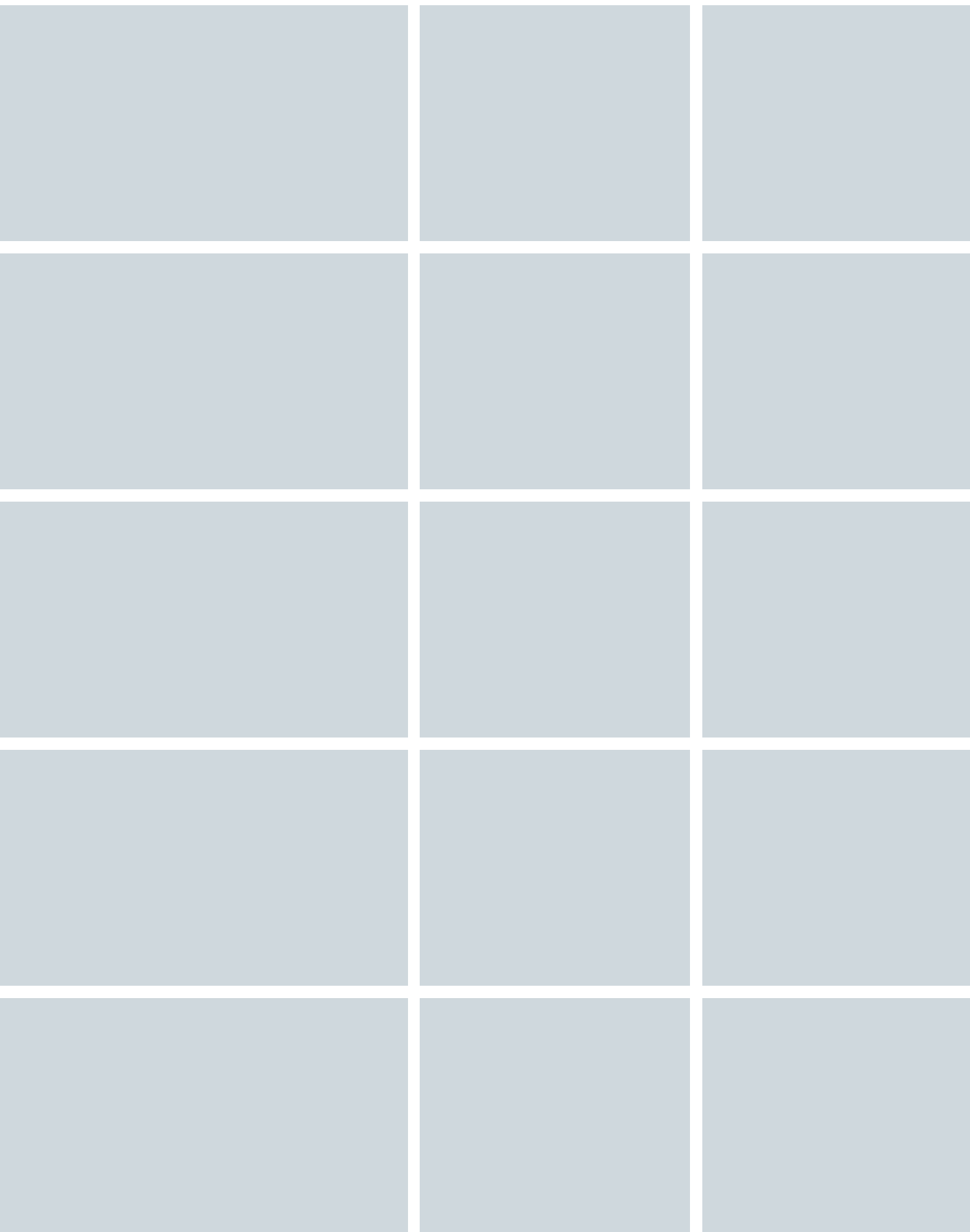
**RK1065**



**RK1066**

**Extension fitting for RK1021 lift, 2 pcs.**

For installing cupboards higher than 704 mm.



## Safety systems

When you install a height-adjustable system, it is important to think about safety. In the case of worktops, the primary focus is on preventing personal injury – to legs and knees. When a wall cupboard is lowered, the primary risk is damage to equipment or kitchenware. We therefore recommend that an appropriate safety system be installed.

- A pressure-sensitive safety bar installed under the edge of a worktop suspends downward movement if resistance is encountered, and raises it 10-30 mm.
- A pressure-sensitive safety plate installed under wall cupboards suspends downward movement if resistance is encountered, and raises them 10-30 mm.
- The safety systems on several lifts can be linked. For example, if there is a jar on a worktop and the worktop is raised, the wall cupboard's safety plate will register the impact, even though it is the worktop which is active.



① The microswitches in the safety plate register even slight pressure.



② The microswitches in the safety bar register even slight pressure.



### Useful information

With reference to the Danish working environment regulations and the risk of crushing injury, Pressalit Care recommends a minimum distance of 25 mm between the worktop and wall in a corner installation, or between adjacent worktop sections.

Contact Pressalit Care for specification of interconnected systems involving combinations of worktops and wall cupboards other than those listed on page 25 (RK1070-RK1072).



**RK1097**

**Lateral safety bar for worktop.**

Lengths up to 700 mm.

**RK1090**

**Safety bar for worktop.**

Lengths up to 1000 mm.

**RK1091**

**Safety bar for worktop.**

Lengths from 1001 mm - 1400 mm.

**RK1092**

**Safety bar for worktop.**

Lengths from 1401 mm - 2000 mm.

**RK1093**

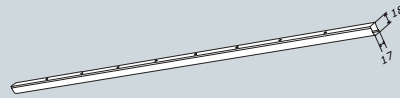
**Safety bar for worktop.**

Lengths from 2001 mm - 2400 mm.

**RK1094**

**Safety bar for worktop.**

Lengths from 2401 mm - 3000 mm.



**RK1034**



**RK1031**

**Safety plate for wall cupboards.**

Standard depth: 345 mm.

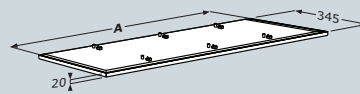
Lengths up to 1200 mm.

**RK1032**


**Safety plate for wall cupboards.**

Standard depth: 345 mm.

Lengths from 1201 mm - 2400 mm.



**RK1031**



**RK1070**

**Interconnection of safety, one lift for worktop and one lift for wall cupboards.**

Safety bars and safety plates to be ordered separately.

**RK1071**

**Interconnection of safety, one lift for worktop and two lifts for wall cupboards.**

Safety bars and safety plates to be ordered separately.

**RK1072**

**Interconnection of safety, two lifts for worktop, without wall cupboards.**

Safety bars to be ordered separately.

**RK1071**



# Installation

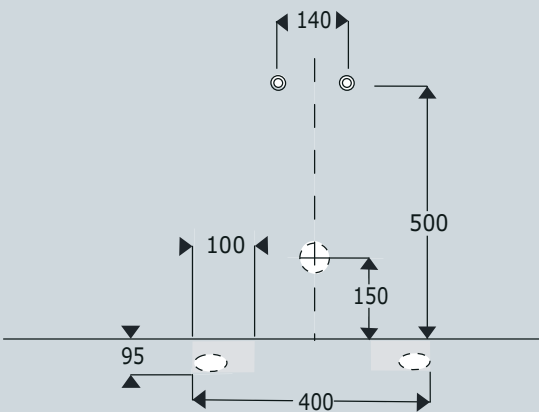
Power sockets should be positioned between the telescopic legs, at a height of 500 mm above the floor. This applies to the following lifts:

RK1010	RK1011	RK1012	RK1013	RK1014
--------	--------	--------	--------	--------



Water and drain connection points should be positioned as specified below. This applies to the following lifts:

RK1010	RK1011	RK1012	RK1013	RK1014
RK1110	RK1111	RK1112	RK1113	RK1114

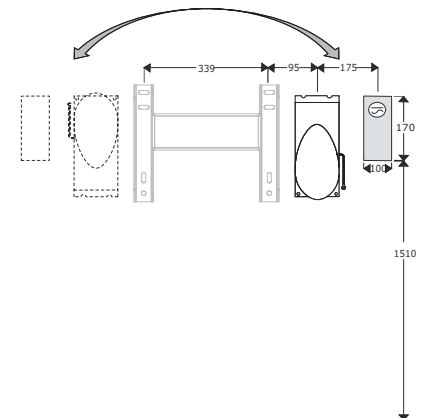


**” To avoid damage to electricity or water systems and ensure the lifts are able to move freely, it is important that they are positioned correctly, and that applicable national laws and regulations are complied with.**

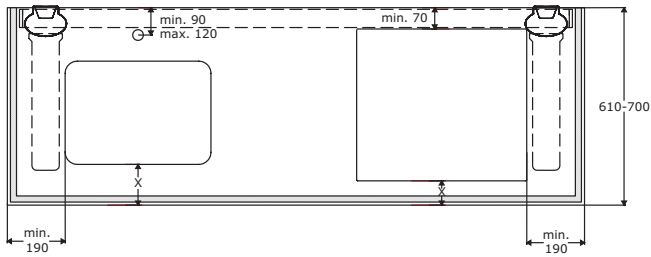


Power sockets should be placed within the marked regions for the following wall cupboard lifts. The control box may be placed either on the left or right side of the unit:

RK1020
RK1021

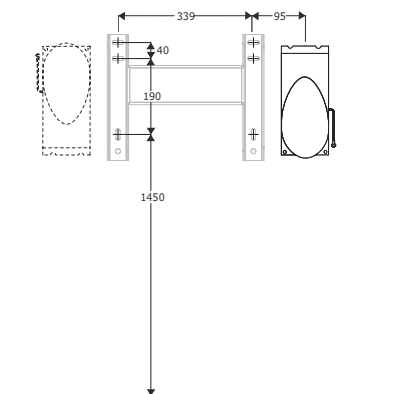


With respect to the lifts, it is important to comply with the following measurements when making cut-outs, etc. in worktops.



Recommended installation height for the following lifts:

- RK1020
- RK1021



## Fitting

**Lifts for worktops and wall cupboards can be directly installed onto concrete or brick walls.**

**Always use reinforcement when installing onto weaker walls such as gypsum board.**

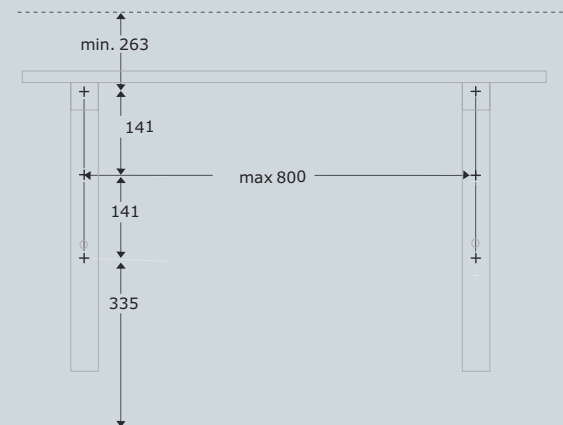
Recommended installation height for the following lifts:

RK1010	RK1011	RK1012	RK1013	RK1014
RK1110	RK1111	RK1112	RK1113	RK1114



Recommended installation height for the following lifts:

- RK1100
- RK1101



# PRESSALIT® CARE

*Reduced functionality need not limit a person's development. For more than 35 years, the keep living philosophy has been a guiding principle for Pressalit Care's development of flexible kitchen and bathroom solutions for people with disabilities.*

*Thanks to its research-based knowledge, Pressalit Care is a market leader within specialist kitchen and bathroom solutions and today provides consultancy to customers worldwide.*

*An underlying respect for the individual and his or her possibilities is also reflected in the company's relationship to society at large and the local community. At Pressalit, Corporate Social Responsibility (CSR) is deeply rooted in the company's strategy and values and guides all parts of the organisation.*

*Pressalit Care's head office is located in Denmark.*

**[www.pressalit.com](http://www.pressalit.com)**

#### **Pressalit A/S**

Pressalitvej 1  
8680 Ry  
Danmark  
Tel.: +45 8788 8788  
Fax: +45 8788 8789  
E-mail: [pressalit@pressalit.com](mailto:pressalit@pressalit.com)

#### **Pressalit plc**

100 Longwater Avenue  
Green Park  
Reading RG2 2GP  
United Kingdom  
Tel.: +44 844 880 6950  
Fax: +44 844 880 6951  
E-mail: [uk@pressalit.com](mailto:uk@pressalit.com)

#### **International Sales Department**

Pressalitvej 1  
8680 Ry  
Denmark  
Tel.: +45 8788 8777  
Fax: +45 8788 8669  
E-mail: [sales@pressalit.com](mailto:sales@pressalit.com)

